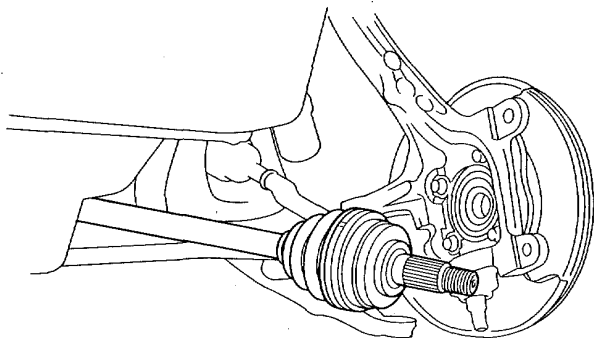


# Front Suspension

## Knuckle/Hub Replacement (cont'd)

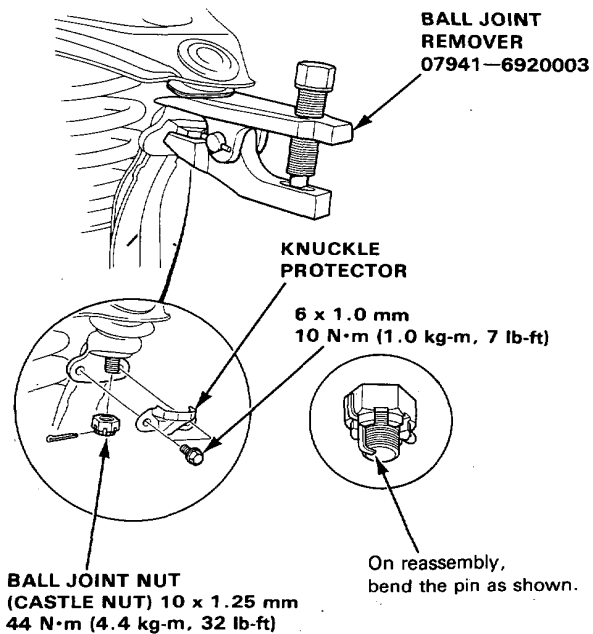
10. Pull the knuckle outward and remove the driveshaft outboard joint from the knuckle using a plastic hammer.



11. Remove the cotter pin and the upper ball joint nut.  
12. Break loose the upper ball joint using special tool.

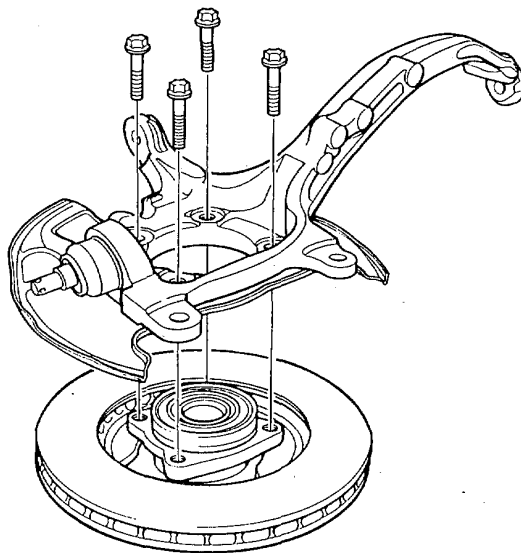
**CAUTION:** Avoid damaging the ball joint boot.

**NOTE:** If necessary, apply penetrating type lubricant to loosen the ball joint.



## Hub unit and Wheel bearing Removal

13. Remove the knuckle from the hub unit.



14. Remove the splash guard screws from the knuckle.

